

Introducing the new and improved...

# ***“Do This, Not That!”***

**2011 - 2012**

**Junior High Student Handbook**

(Previously called Uncle Ron’s Handbook)



**Yes!!!**

**Not so much**



**Inside you’ll find great tips for...**

- ✓ Avoiding hanging out with Mr. Olson—*on his time*
- ✓ Impressing every teacher on campus...
  - ✓ Mastering your locker...
  - ✓ Getting great grades...
  - ✓ Dressing for success...
- ✓ (not) Fixing your hair like Justin Bieber!
  - ✓ And *much, much* more!!!

## Social Events and Activities:

Time of Year	Name of Event	Details
Beginning of the Year	Fall Retreat at Lakeside Bible Camp	Great place to meet and get to know new people
First Quarter	To be determined...will be announced.	Previous events have included "Stomp the Barn" and "80s Throwback Night"
Second Quarter	Service Project and Ice-Skating	Serve the less-fortunate in the Seattle area, then go Ice-Skating the day before Christmas Break
Third Quarter	The Hunger Drive	Various activities throughout the week, finishing with a 24 hour fast to raise money for Derek and Diana.
Fourth Quarter	Bite of BCS	Come and bring a taste of your home's treasures! Parent volunteers and students will be bringing in some of their famous cooking to share with others during a long lunch. Money raised will go to sponsor others in need.
First Friday in June	End-of-Year-Picnic or Movie/Yearbook/Bowling day (depending on the weather)  Yearbook Distribution	Celebrate a good year, say goodbye to your friends, and just have lots of fun
Monday before Graduation	8 <sup>th</sup> Grade Outing	The 8 <sup>th</sup> graders celebrate the step from Junior High to High School

**Outings, Socials, and Retreats are great places to meet new friends!**



# Long Lunch Activities:

## Activities you can do during long lunch on Thursdays

- Junior high rooms opened for games, popcorn, etc.
- The gym and the upper athletic field are opened for sports activities (as long as we have parent volunteers!)
- You cannot go into the alley, on to Sacred Heart property, on to Chinook property or on to the grassy hill in front of our campus.
- Students will only be allowed to be checked out for long lunch by THEIR OWN PARENT. We will not accept written notes or telephone calls to allow students off campus. Parents have the option of checking out their student and then handing them over to another parent who will be responsible for their transportation and timely return to campus.
- If you leave campus during long lunch, you must sign out and sign back in at the main office window.

Junior High Students are not allowed to checkout with anyone but their own parent!

- IF YOU LEAVE CAMPUS AT ANY TIME WITHOUT PERMISSION, YOU WILL BE CHARGED WITH A "SKIP" AND RECEIVE AN AUTOMATIC ONE DAY SUSPENSION.

## Sports:

### Fall:

Cross-Country – Boys/Girls

Soccer – Boys

Volleyball – Girls



**Late Fall:**

**Soccer – Girls**

**Basketball – Boys**

**Winter:**

**Basketball - Girls**

**Wrestling – Boys**

**Spring:**

**Track – Boys/Girls**

## **What is...**

### **Student Council?**

Student Council is made up of elected Junior High Students that meet during 4<sup>th</sup> period with the responsibility of providing leadership and planning for the Junior High events. Their goal is to make your year positive and memorable. They need your support, and they need you to share in the work. In the body of Christ (1 Corinthians 12), all the parts need to contribute and work together. A new student council team is elected by students and teachers each semester.

### **Yearbook?**

The yearbook is produced by the Publications class. The Publications class takes pictures of students year-round. If you have pictures you would like

to submit to the Publications class, please see the yearbook

advisor. There is no additional cost for your yearbook.

The yearbook is distributed in early June at the

End of the Year Picnic.



## **Statetrip**

Eighth grade students have the opportunity to learn as they travel throughout our state for one week each spring. Eighth graders are split into several groups to plan and direct learning experiences in a specific area within the State of Washington. State Trip is a great experience and a time to meet and hang out with new people.


## **Progress Reports and Parent Conferences**

Updated student academic progress is available online at any point in each quarter. Quarter report cards will be emailed home to every student.

Parent/Student Conferences are in November (during the week of Thanksgiving) and they give you, your parents, and your teachers a chance to talk about how you are doing in each class, and also so your parents can better understand your classes and teachers.

## **Graduation**

Eighth graders mark their transition into high school with a recognition ceremony at the end of the school year. Students have a major role in planning and participating in this event.



## **Basic BCS Rules: Important things to Remember!**

### **Attendance:**

- If you plan to be gone from school, make sure to pick up a Planned Absence Form from the Main/Reception office window. This form must be filled out a week in advance, be signed by your teachers, parents and Junior High Principal or Assistant Principal *before you go!* (This will help ensure that missed assignments may be made up.)
- If you are planning to be absent make sure you talk to your teachers to get your school work so you're not behind when you return. This is your responsibility! The teachers will not hunt you down and remind you.
- If you're running late to school make sure to stop by the Main Office window and get an Admit Slip to excuse you from being late to class.

- If you need to stay home because you are sick, or any other reason, have your parents call the Main Office/Attendance Secretary to excuse you for the day (425) 454-4028 ext. 106.

### **Gym Rules:**

- Respect your school's equipment!
- PLEASE do not use the gym as a hallway! Even if there isn't a class going on in there, take alternate routes.
- Absolutely no food or drinks are allowed in the gym (except at a basketball games from the concession stand).

### **Library Rules:**

- No food or drink allowed in the Library (LRC).
- Respect the school facility (books, computers, copy machines, etc.).
- Remember this is a work area—please use quiet voices.

### **Use of Computers:**

- Absolutely no "gaming" on school computers. You may not play games on the library or classroom computers at any time. If a student is found playing games on school computers, they will be placed on the appropriate level within the disciplinary process (more on this later).
- You are not allowed to use a teacher's computer at any time without their permission.
- Any violation of the schools computer use policy will result in the student's computer account being disabled for a determined length of time by the Junior High Principal.

## **Cell Phones:**

- Cell phones may NOT be used during class—period. In the event that your phone makes an appearance in class and gets confiscated, it will be turned in to the Junior High office where you can pick it up from an administrator at the end of the day. You will also “get” to spend some quality time in detention. Wahoo!
- Cell phones are not allowed on retreats or field trips. They may be used before or after sporting/extra-curricular events to contact parents/carpool.

## **i Pods (MP3 players), Gaming Systems, etc....**

- These devices are not allowed at any time between 8:20 AM and 2:55 PM.
- These devices are not allowed on field trips or retreats.
- All devices are to be kept in the student’s bag or locker during the day. Make sure you keep expensive equipment with you at all times or locked up in your locker.
- If a device is being used, it will be turned in to the Main Office where the student may pick it up from an administrator at the end of the day. Any infractions will result in placing the student in the appropriate disciplinary step, and parents will be notified.

## **Tackle Football:**

- Tackle football is not allowed at BCS at anytime, anywhere!

## **Public Displays of Affection ( PDA ):**

- Public displays of affection are viewed as inappropriate at the Junior High level. So no kissing, slobbering, hand holding or lingering back rubs please! This behavior, while seeming like innocent fun for those involved, actually makes people uncomfortable and should be avoided at school. If you are feelin’ the love and are told to stop, please respond respectfully and avoid repeating it in the future.

# Taking Care of Your School:


Here at BCS, we are stewards of what we have. We take responsibility for all of our actions.

## **Everyday Reminders:**

- Clean up the courtyard after you eat ... the birds are fat enough!
- Don't keep your sport-bags lying around—please put them on the shelves in the B-Hall.
- Your back pack should be kept with you or put in a classroom. Do not leave backpacks laying around in the hall...it's too crowded!

## **Books:**

- Be sure that you are using your book labels.
- Treat your books and others' books with care.
- You will turn your books in at the end of the Year so keep them looking good.



## **Lockers:**

- Don't give out your locker combination to anyone! If you forget your combination, you can go to the bookstore and get another copy of the number.
- Anything you glue, tape, staple or rivet to your locker must be removed at the end of the year without damaging the locker – so make sure you don't use anything but tape!
- USE your locker (don't leave your stuff all over the Junior High hallway) – we can't help you find it if you don't put it where it belongs.
- No obscene scenes: Go ahead and decorate your locker, but not with anything that will wreck the locker (it doesn't belong to you) or make anyone around you feel offended or uncomfortable.

Yes    No



Ichiro Picture



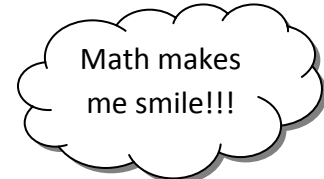
S.I. Swimsuit Pictures



Autographed Mark Allen pictures



Anything sketchy or skeezy



### **Valuables:**

- NO school is immune from theft.
- Valuables belong in lockers, NOT in your backpack or in the hallway. If you would prefer to keep a specific valuable in the Junior High office, please arrange that with either Mr. Olson or Mrs. Lauritzen.
- Report stolen items to a teacher or the Principal.

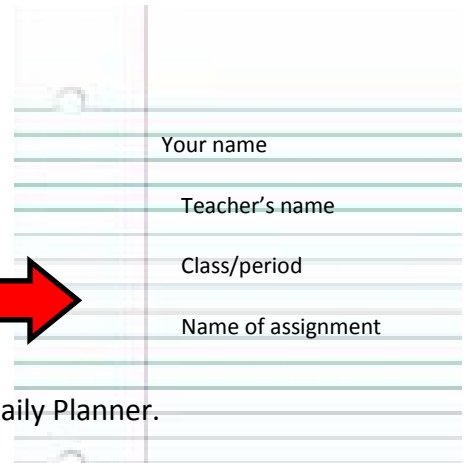
### **Food and Drink:**

- No food or drink is allowed in the B, E or G hallways.
- Food and drink are allowed in classrooms with teacher permission only.
- Food and drink are only allowed in the courtyard and Commons areas. They are not to be taken into hallways, the LRC or classrooms.
- Water bottles are acceptable everywhere.
- Clean up after yourself everywhere you go.

### **Lost and Found:**

- If you are missing something, check with the Main Office.

# **CLASS STUFF: Things you should know about classroom rules and teachers**



Your name
Teacher's name
Class/period
Name of assignment

1. Always follow the BCS Stylesheet Guidelines:



2. Weekly class assignments are entered in the student's BCS Daily Planner.

3. Ask for permission to leave class to go to the bathroom, but wait for a good time, and ask on occasion, NOT regularly.
4. *Do your own work*: Even "borrowing" a few (or more) answers from another person's assignment is considered cheating. This results in a (not) very fun letter to your parent or guardian, a zero on the assignment, and absolutely *no fun* for you that night. Do your own work!!

5. Come to class prepared. If you lose your book, check the lost and found, or go to the Bookstore to buy a new book.

The Quest Bible is preferred for school use (or the NIV Bible).



6. Don't litter. Clean your area before you leave the classroom, and always **THROW YOUR TRASH AWAY!!!**

## 7. **DON'T**:

- Write on whiteboards without permission
- Write or mess with the Bulletin Boards in the B hallway
- Get in a teacher's desk
- Open or close windows
- Adjust the blinds
- Use the window to enter a classroom – always use the door!
- If a teacher isn't present in the room, you shouldn't be there either.

NO TEACHER = NO STUDENTS. →



8. Do not disturb classes that are in session.

9. If a teacher fails to show up for class, NOTIFY THE OFFICE!!!

## **TARDIES: Small campus = no excuses**

- Getting to class on time is an important habit to develop in Junior High. Being on time to class shows respect for your teachers and class mates and displays a sense of responsibility.
- Teachers will take attendance daily, so be on time! Students are afforded three tardies during each quarter from all their classes *combined*. A fourth tardy reserves you a spot in detention...
- If you are tardy to first period because of traffic or an appointment, stop by the Main Office window to get an admit slip so you are not counted tardy.

## **How we act at Bellevue Christian:**

### **Respect:**

- When asking for something, say *"Please."* When receiving something, say *"Thank you."*
- Do not interrupt people who are speaking with each other unless there is an emergency.
- The phrase *"Excuse me"* is a great way of entering into a conversation or getting someone's attention.
- Even if you think a program or assembly is boring, sit through it quietly. The performers are doing their best and deserve your attention and respect.
- If you come across a parent, or another person working on something, ask if you can help. If they say *"Yes"*, do it – you will provide a service and may learn something.
- Don't expect someone else to do what you can do yourself.
- The B hall is small; walk, don't run.
- Don't cut through the gym to get to a class.

## **Honor :**

- Do not make fun of anyone for any reason. Treat others as you want to be treated. In order to get respect, you need to give respect first.
- Don't call anyone names. Don't use language that will hurt others.
- Before going through a door, look to see if you can hold it open for someone else.
  
- Take pride in our campus! Consciously and consistently leave your areas better than you found them. Pick up trash—even if it isn't yours; put up chairs (more than just your own) at the end of the day; help put chairs away and set up tables after Chapel before moving on to lunch. Respect our facilities by not sitting on tables, leaving spills unattended, or walking by garbage without putting it in a garbage can.
  
- Clean up before leaving each class. Return borrowed items, pick up your area, and leave the desks and chairs straight. Leave your classrooms better than you found them.


## **Common Sense:**

- If you unsure if something is okay, ask permission.
- Pause and think before acting or speaking.
- Don't keep large amounts of money or unnecessary items at school. Unfortunately people do steal stuff; don't make it easier for them.

# **Unacceptable behavior at BCS**

## **Abusive Behavior: (also known as “stuff that can get you detention or suspension!”)**

- Bullying\* and fighting



- Tripping
- Shoving
- Harassing\*
- Put Downs\*
- Taking things—even as a joke (lunches, backpacks, etc.)
- Hiding Things (shoes, books, etc.)
- Pantsing another student: This is actually sexual harassment and could get you suspended!
- Indecent Exposure (mooning, etc...): This also is sexual harassment and could get you suspended!
- “Turtling” backpacks – turning it inside out. DO NOT touch things that don’t belong to you.
- Using your cell phone or iPod during the school day.
- \* Even on Facebook, email, or through texting at home or off-campus; this negatively affects our community and a student’s ability to have a positive experience at school.


### **Disrespectful Behavior:**

- Ignoring directions
- Talking back / Arguing with Teachers
- Whining
- Complaining
- Bad manners
- Graffiti, vandalism, and defacing school and other people’s property
- Leaving messes

# TEACHER PET PEEVES:

## Things teachers don't like to see or hear

1. Inappropriate language (swearing, sexual innuendos or jokes)
2. Pounding on locked doors (and locker doors)
3. Shoving your way through the deli line
4. Not listening to directions & announcements
5. Packing up before the end of class
6. Yelling in the Commons
7. Yelling in the hallways
8. Asking questions like:
  - "Are we doing anything today?"
  - "When does class get out?"
  - "Are we having a break?"
  - Rude outbursts like "What are we doing today???" after the teacher has already explained the directions
9. Losing handouts and other papers
10. Talking during tests
11. Repeatedly yelling the teacher's name (example: "Mr. Smith, Mr. Smith, Mr. Smith, Mr. Smith!!)



**All discipline is handled by the Principal and Assistant Principal and follows a step by step process as outlined in the Junior/Senior High Parent/Student Handbook**

## **THE 'UH-OH' SECTION**

### **Detention:**

Everybody screws up at some point or another. Sometimes the boneheaded move can be taken care of with a simple encouragement to pause and think next time and the problem is solved. Other times, the blunder is severe enough to earn yourself an opportunity to find out how your parents feel about you getting suspended (hint: it's usually not "*Nice work! We're so proud of you!*"). For everything in the middle, there's **detention**.

The philosophy of detention can be summed up like this: "We love you, but that was dumb." Screwing up doesn't mean you're an idiot, but it does cause pain for others and needs to be figured out and corrected. Detention seeks to provide you with an opportunity to understand what exactly was wrong with your particular blunder, as well as pull you away from your social environment to spend some quality time with one of your beloved principals (*Wahoo!*).

- **Step ONE:** You'll meet with Mr. Olson during a lunch time to review your current situation. You'll complete some written work aimed at helping you figure out what went wrong, as well as what will help you avoid similar issues in the future. You "get" to stay for the entire lunch period.
- **Step TWO:** Welcome back! We'll go through a similar process as Step One, but with a bit more written work on your part. We'll discuss your work, analyze the situation, and—lucky you—get to meet with Mr. O. **after school!**
- **Step THREE:** *Man*—we've **got** to quit meeting like this! By this point, a nasty trend is developing and you have now "earned" the opportunity of meeting with Ms. Tameling **before school** to complete yet more written work and discuss how you can avoid Step Four of detention, which is...

- **Step FOUR** actually has a different name: **suspension**. Should you whiff a fourth time, you will now spend a day at home being in trouble with the school *and* your parents. Enjoy...

### **Final Detention Notes:**

- Detention can be “earned” for almost anything, most of which is listed below.
- You will not repeat any step; once you’re on Step One, you’ll then move to Step Two (and so on), either for the same offense or unique blunders. It all adds up to the same thing.
- Your parents will be notified each time.

## **Dress Code: Some Guidelines for how we should and should not dress**

### **Modesty :**

Modesty is a tricky thing these days. Our goal for our students at BCS—female and male—is to help you become classy, godly young people who think and act Biblically. Immodest dress goes directly contrary to those goals and brings out the worst in us, not the best. God created you as a **whole person**—not just a collection of body parts. We want students to dress in a way that demonstrates godly intentionality that is good for *everyone*, in junior high and beyond.

Therefore, please take note of the following items when choosing your clothes for any BCS event (class, retreats, evening events, field-trips, outings):

### **Ladies:**

- **Cleavage:** Just. Don’t. Do. It.
- **Short shorts:** In the original Greek, “short shorts” is (roughly) defined “inappropriate.” Mid-length shorts are classy, and plenty of girls have them. Be like them.
- **Sufficiently cover your derriere:** This means wearing a long enough sweatshirt or T-shirt if you’re wearing Lululemon pants or leggings, as well as not letting your pants elicit plumber jokes.
- **Please avoid** these two set of words when related to your **shirts:** “*See*” and “*through*” and “*bare*” and “*shoulders*” (the latter can be defined also as “*tank*” and “*top.*”)
- Everyone has a **stomach** and **back** and knows what they look like; we don’t need to see yours to confirm our knowledge.

- For retreats (like Lakeside), wear either a one-piece **swimsuit** or a two-piece with a nifty non-white T-shirt on top.

**Fellas:**

- No **underwear** showing. If you need a belt, get one!
- **Keep your shirt on** at all times (regardless of how hot you are or how sweet your six-pack is)
- No **tank-tops** (it's called an *under*-shirt for a reason)
- No Speedos on retreats. Or ever. Seriously.

**Everyone:**

- No images or messages that promote beer, alcohol/drugs, sick humor, poor choices in music, violence, weapons or profanity. This makes you look lame, not cool.

**“Do you not know that your body is a temple of the Holy Spirit, who is in you, whom you have received from God...therefore honor God with your body.”**

**1 Corinthians 6:19**

**Reminders:**

- If you see your friend dressing inappropriately, please give them a friendly reminder. 😊
- If you're not sure about if what you're wearing is appropriate, we would strongly advise you wear something else, or ask the Principal or Counselor before you wear it.
- If we see clothes that do not follow these guidelines, you will have to change into something else immediately or call your parents to bring you more appropriate clothes. You will not be able to get back into class until your clothes meet the rules. The goal of this is not to embarrass you, but rather take care of the problem (because it *is* a problem) in the short-term until you can fix it in the long-term.
- If you *continue* to dress inappropriately, you and detention will become friends.
- We would like to assure you that it's ok to wear the latest fashions and wear well-fitted clothing...just make sure they follow our school rules! 😊